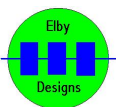


## ED129 - CV Multiples

### Construction Guide

Revision 1.0

March 10<sup>th</sup>, 2018



**ELBY Designs - Laurie Biddulph**

9 Follan Close, Kariong, NSW 2250, Australia

[elby-designs@bigpond.com](mailto:elby-designs@bigpond.com) <http://www.elby-designs.com>

# ED129 – CV Multiples

Construction of the ED129 requires the assembly of 1 board:-

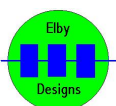
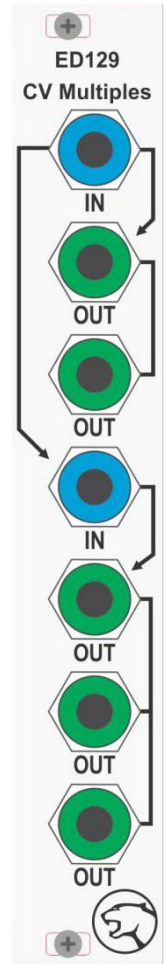
1. Column 1: ED129 PCB ([3D Model](#))

Constructors should refer to the [Component Overlay](#) for any specific comments regarding the board assemblies, the [Bill of Materials](#) for the current value of all components and [General Construction Notes](#) for general PCB assembly guidelines.

1. Fit all components to the board following normal assembly guidelines
2. Offer the assembly up to the panel and secure using the supplied nuts.

## Calibration

The ED129 does not require any calibration or set-up.



**ELBY Designs - Laurie Biddulph**

9 Follan Close, Kariong, NSW 2250, Australia

[elby-designs@bigpond.com](mailto:elby-designs@bigpond.com) <http://www.elby-designs.com>