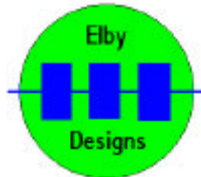
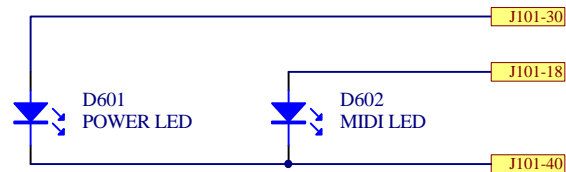
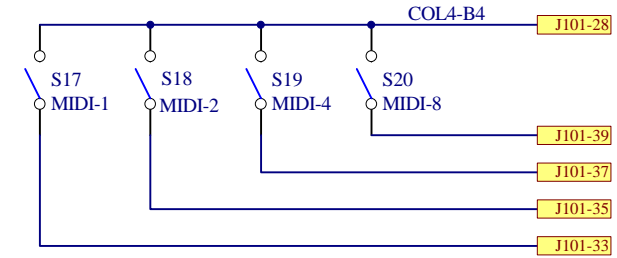


The user needs to select the desired MIDI Address by setting the correct binary number on the switches as listed below:-

MIDI Address	MIDI-1	MIDI-2	MIDI-4	MIDI-8
ALL	0	0	0	0
1	1	0	0	0
2	0	1	0	0
3	1	1	0	0
4	0	0	1	0
5	1	0	1	0
6	0	1	1	0
7	1	1	1	0
8	0	0	0	1
9	1	0	0	1
10	0	1	0	1
11	1	1	0	1
12	0	0	1	1
13	1	0	1	1
14	0	1	1	1
15	1	1	1	1



9 Follan Close  
Kariong  
NSW 2250  
Australia

## AVRSYNTH Synthesiser

### MIDI Address Details

Size A4	FCSM No. 19/09/2006	DWG No. panel-midi.schdoc	Rev 1
Scale	Laurie Biddulph		Sheet 0 of 0